

# CELL

## 4-METAL LEG FRAME



**Code** OCELLV01

### DESCRIPTION

Cell chair, 4-metal leg frame

### NOTES

Stackable up to 10 high

### SPECIFICATIONS

---

#### STRUCTURE

Seat and back in a rigid 3D polypropylene mesh available in a range of colours.

#### LEGS / FRAME / BASE

Metal frame made from 2mm thick 18mmØ steel tube, in chrome or epoxy powder coated in a range of colours.

Matching polypropylene glides (in black with chromed frame).

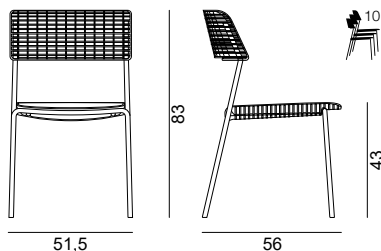
### SIZE

Dimensions in millimeters

chair  
L 515 H 830 P 560

seating  
L 430 H 430 P 460

backrest  
L 485 H 200



### WEIGHT

Net weight a chair: 5,0 Kg  
Gross weight a chair: 6,5 Kg

### PACKAGING

1 x package  
610×580×930

### VOLUME

M<sup>3</sup> package: 0,329

# CELL

## 4-METAL LEG FRAME WITH ARMS



**Code** OCELLV03

### DESCRIPTION

Cell chair, 4-metal leg frame with arms

### NOTES

Stackable up to 10 high

### SPECIFICATIONS

---

#### STRUCTURE

Seat and back in a rigid 3D polypropylene mesh available in a range of colours.  
Matching polypropylene arms.

#### LEGS / FRAME / BASE

Metal frame made from 2mm thick 18mmØ steel tube, in chrome or epoxy powder coated in a range of colours.

Matching polypropylene glides (in black with chromed frame).

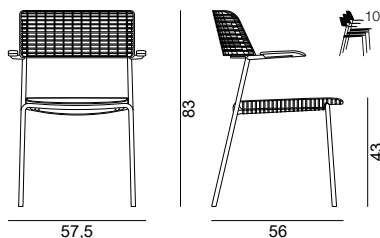
### SIZE

Dimensions in millimeters

chair  
L 575 H 830 P 560

seating  
L 430 H 430 P 460

backrest  
L 485 H 200



#### WEIGHT

Net weight a chair: 5,2 Kg  
Gross weight a chair: 6,7 Kg

#### PACKAGING

1 x package  
610×580×930

#### VOLUME

M<sup>3</sup> package:0,329

# CELL

## SLED FRAME



Cod. OCELLV02

### DESCRIPTION

Cell chair, sled frame

### NOTES

Stackable up to 8 high

### SPECIFICATIONS

---

#### STRUCTURE

Seat and back in a rigid 3D polypropylene mesh available in a range of colours.

#### LEGS / FRAME / BASE

Metal frame made from 2.5mm thick 22mmØ chromed steel tube.

Polypropylene glides.

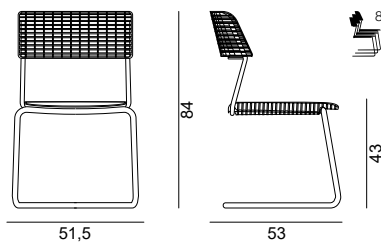
### SIZE

Dimensions in millimeters

chair  
L 515 H 840 P 530

seating  
L 430 H 430 P 460

backrest  
L 485 H 200



### WEIGHT

Net weight a chair: 6,4 Kg

Gross weight a chair: 7,9 Kg

### PACKAGING

1 x package

610×580×930

### VOLUME

M3 package: 0,329

# CELL

## SLED FRAME WITH ARMS



**Code** OCELLV04

### DESCRIPTION

Cell chair, cantilever frame with arms

### NOTES

Stackable up to 8 high

### SPECIFICATIONS

#### STRUCTURE

Seat and back in a rigid 3D polypropylene mesh available in a range of colours.  
Matching polypropylene arms.

#### LEGS / FRAME / BASE

Metal frame made from 2.5mm thick 22mmØ chromed steel tube.  
Polypropylene glides.

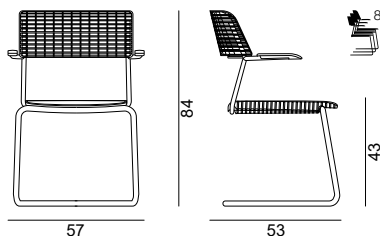
### SIZE

Dimensions in millimeters

chair  
L 570 H 840 P 530

seating  
L 430 H 430 P 460

backrest  
L 485 H 200



### WEIGHT

Net weight a chair: 6,7 Kg  
Gross weight a chair: 8,2 Kg

### PACKAGING

1 x package  
610×580×930

### VOLUME

M<sup>3</sup> package: 0,329