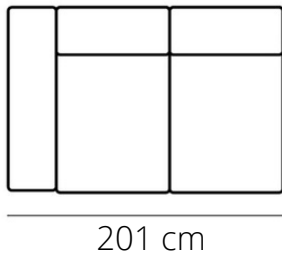


# FLETCHER

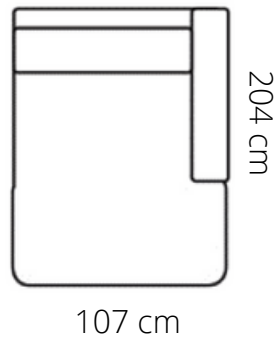


## ELEMENTS


**AL-2,5W (arm left)**  
**2,5W-AR (arm right)**



**AL-LG**  
**LG-AR**



## STITCHING



flat seam

**HEIGHT: 80/96 cm**  
**DEPTH: 124 cm**  
**SEAT HEIGHT: 46 cm**  
**SEAT DEPTH: 56 cm / 70 cm**  
**ARM HEIGHT: 58 cm**

## PRODUCT INFO

### FRAME



beechwood



chipboard

### FILLING

*BACK*



foam HR 23




fibre wool



elastic belts

*SEAT*



foam HR 35



fibre wool



no-sag springs