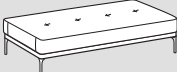
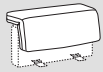







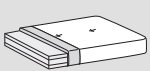


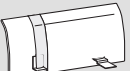



Ada



	 Seduta - Seat	 Schienali - Backrests	 Schien.slim - Slim backrest	
Rivestimento Upholstering (8)	Sfoderabile Removable   	Sfoderabile Removable   	Non sfoderabile Not removable -	
Imbottiture Padding (4-5-6-7)	  D.40/35kg/m³	 Misto piuma	 Accoppiato	 Optional

INFORMAZIONI TECNICHE

Struttura: 1-2-3

Struttura base in particelle di legno (MDF) classe E1 con barre di rinforzo in metallo. Supporto schienali slim in legno multistrati curvato. Schienali imbottiti formati da masselli portanti in legno di abete di vari spessori e fianchi di tamponamento in pannelli di legno multistrati in classe E1.

Molleggio: 1-2

Schienale in pannello di legno multistrati. Seduta in pannello di particelle di legno.

Note:

Basamento e piedini disponibili nelle finiture (ME09) nero o (ME11) light brown. Gli schienali possono essere connessi ad ogni lato del perimetro della base e spostati a formare composizioni a piacimento.

TECHNICAL INFORMATION

Structure: 1-2-3

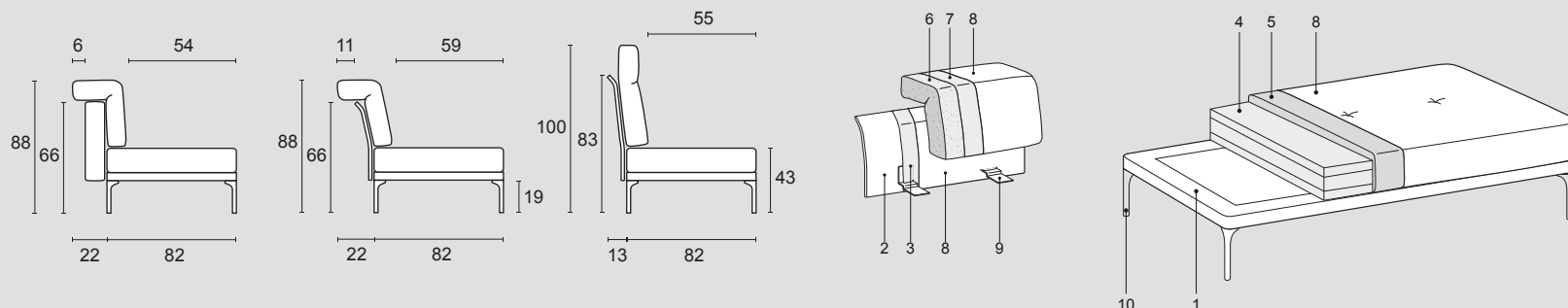
Frame structure in wood particles (MDF) class E1 with metal reinforcement bars. Slim back support in curved plywood. Padded backs formed by solid fir wood bearing blocks of various thicknesses and sides of infill in plywood panels in class E1.

Springing: 1-2

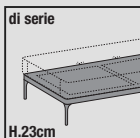
The back is made of plywood hardwood. Particleboard wooden panels seat base.

Note:

Base and feet available in the finishes (ME09) black or (ME11) light brown. The backs can be connected to every side of the perimeter of the base and moved to create composition at will.



Basamento - Base:



Nero (ME09)
Light brown (ME11)