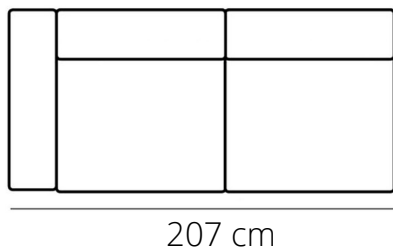


MANNHEIM



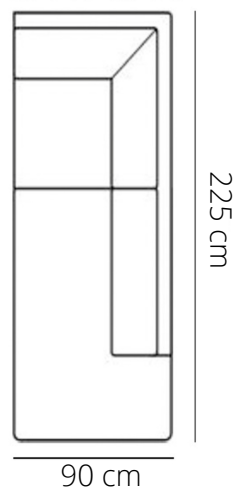
ELEMENTS

AL-3W (arm left)
3W-AR (arm right)



RECAMIERE

OEL (left)
OER (right)



STITCHING



pinched seam

LEGS



FO



dark wood

HEIGHT: 88 cm
DEPTH: 92 cm
SEAT DEPTH: 62 cm
SEAT HEIGHT: 44 cm
ARM HEIGHT: 65 cm

PRODUCT INFO

FRAME




beechwood



chipboard

FILLING



synthetic wool

SUSPENSION



elastic belts

BACK



foam HR 35



fibre wool



no-sag springs

SEAT